

Audience Overview

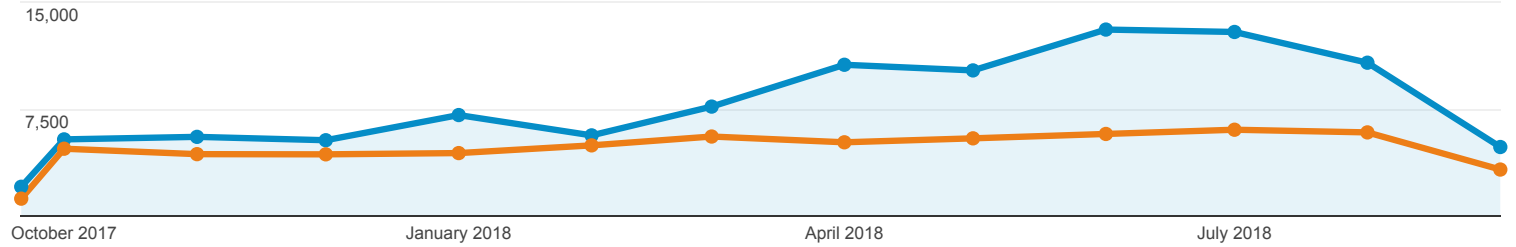
All Users +0.00% Users

Sep 21, 2017 - Sep 20, 2018
Compare to: Sep 21, 2016 - Sep 20, 2017

Overview

Sep 21, 2017 - Sep 20, 2018: Users

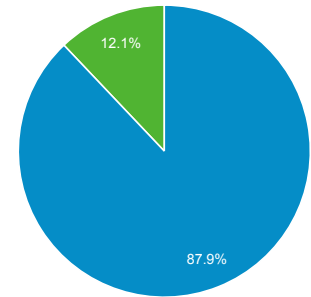
Sep 21, 2016 - Sep 20, 2017: Users



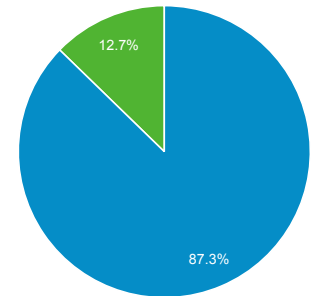
Users 66.32% 93,409 vs 56,163	New Users 64.96% 92,300 vs 55,952	Sessions 97.94% 156,984 vs 79,308
Number of Sessions per User 19.01% 1.68 vs 1.41	Pageviews 49.17% 284,092 vs 190,449	Pages / Session -24.64% 1.81 vs 2.40
Avg. Session Duration -6.46% 00:01:16 vs 00:01:22	Bounce Rate 49.50% 79.96% vs 53.49%	

New Visitor Returning Visitor

Sep 21, 2017 - Sep 20, 2018



Sep 21, 2016 - Sep 20, 2017



Language	Users	% Users
1. en-us		
Sep 21, 2017 - Sep 20, 2018	70,773	76.49%
Sep 21, 2016 - Sep 20, 2017	42,500	75.35%
% Change	66.52%	1.52%
2. en-gb		
Sep 21, 2017 - Sep 20, 2018	6,087	6.58%
Sep 21, 2016 - Sep 20, 2017	3,506	6.22%
% Change	73.62%	5.84%
3. fr-fr		
Sep 21, 2017 - Sep 20, 2018	1,043	1.13%
Sep 21, 2016 - Sep 20, 2017	405	0.72%
% Change	157.53%	57.00%
4. de-de		
Sep 21, 2017 - Sep 20, 2018	1,014	1.10%

Sep 21, 2017 - Sep 20, 2016	1,014		1.10%
Sep 21, 2016 - Sep 20, 2017	535		0.95%
% Change	89.53%		15.55%
5. en-ca			
Sep 21, 2017 - Sep 20, 2018	982		1.06%
Sep 21, 2016 - Sep 20, 2017	371		0.66%
% Change	164.69%		61.37%
6. es-es			
Sep 21, 2017 - Sep 20, 2018	929		1.00%
Sep 21, 2016 - Sep 20, 2017	319		0.57%
% Change	191.22%		77.54%
7. fr			
Sep 21, 2017 - Sep 20, 2018	780		0.84%
Sep 21, 2016 - Sep 20, 2017	706		1.25%
% Change	10.48%		-32.65%
8. zh-cn			
Sep 21, 2017 - Sep 20, 2018	702		0.76%
Sep 21, 2016 - Sep 20, 2017	530		0.94%
% Change	32.45%		-19.25%
9. en-au			
Sep 21, 2017 - Sep 20, 2018	637		0.69%
Sep 21, 2016 - Sep 20, 2017	249		0.44%
% Change	155.82%		55.96%
10. pt-br			
Sep 21, 2017 - Sep 20, 2018	618		0.67%
Sep 21, 2016 - Sep 20, 2017	348		0.62%
% Change	77.59%		8.26%